



AHFK24 and AHFK30 Rabbit Hutch Frame Kits

Features:

- Keeps rabbit hutch off the ground
- Makes installing and removing dropping pan easy
- Allows stacking of rabbit hutches up to four high
- Galvanized for durability

Compatibility:

- Use AHFK24 with model AH2424 rabbit hutch
- Use AHFK30 with models AH3030 and AH3036 rabbit hutches

Each Frame Kit Contains:

- | | |
|-----------------|----------------------------|
| 4 Legs | 4 Bolts, washers, and nuts |
| 2 Tray brackets | |

Tools Required:

- Straight Blade Screwdriver
- Two 7/16" Wrenches

Assembly Instructions:

1. Install a leg at each corner of the hutch as shown in Figure 1.
NOTE: Wire clips cannot be used where the legs are to be installed. If necessary, remove any clips in these locations.
2. Ensure that the top wire of the side panel fits over the prongs on the legs as shown in Figure 2. If necessary, bend the prongs out slightly with a screwdriver. Install the bolts, washers, and nuts (finger tight only at this time).
3. Install the pan rails on the wide prongs as shown in Figure 2.
- 4a. When assembling one frame kit (not stacking hutches) complete the assembly by tightening the bolts, washers, and nuts for each leg.
- 4b. When assembling two frame kits (stacking hutches) proceed to step 5.
5. Install another set of legs beneath the first set as shown in Figure 3. Make sure the small tabs on the upper leg fit over the top of the lower leg. Install the bolts, washers, and nuts (finger tight only at this time).
6. Position the second hutch on the lower set of legs (another person is helpful when lowering the second hutch into position).
7. Install the pan rails on the wide prongs as shown in Figure 2.
9. Tighten all fasteners securely.

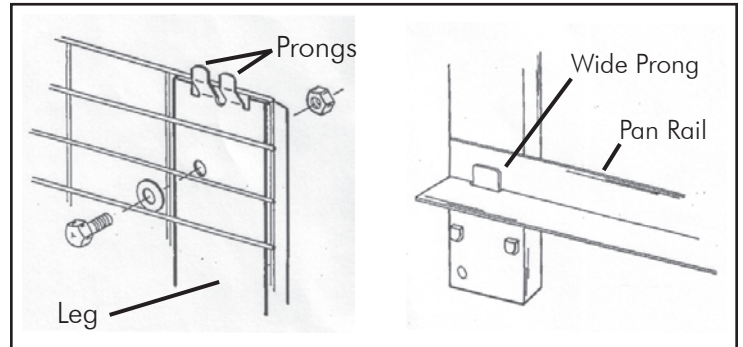


Figure 2

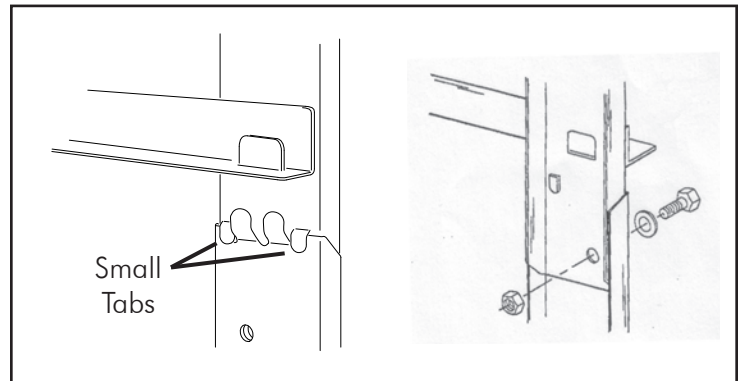


Figure 3

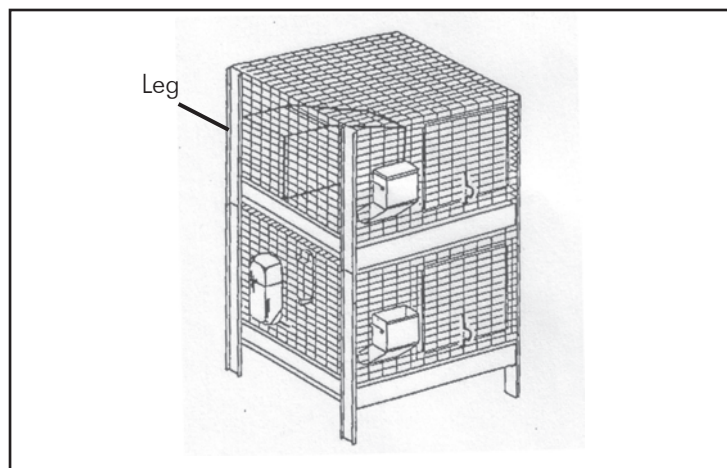


Figure 1

Accessories

- Wire Cage Clips (ACC1)
- Wire Clip Pliers (ACP2)
- Small Animal Water Bottles (AW8, AW16, and AW32)
- Clear Series Water Bottles (CPB8, CPB16, and CPB32)
- Plastic Cage Cups (ACU1, ACU2, ACU4)
- Galvanized Cage Cup (ACU5)
- Salt Spool and Hanger (SSH2)
- Hay Rack (153171)
- Frame Kits (AHFK24, and AHFK30)
- Small Animal Feeders with metal bottom and lid (AF3ML, AF5ML, and AF7ML)
- Small Animal Feeders with sifter bottom (AF3S, AF5S, and AF7S)
- Small Animal Feeders with sifter bottom and lid (AF3SL, AF5SL, and AF7SL)
- Urine Guard Kits (AUG2424, AUG3030, and AUG3036)
- Galvanized Dropping Pans (ADP2424, ADP3030, and ADP3036)
- Plastic Dropping Pan (PDP2424)